

Aviva Investors

Sustainable Future Global Equity Fund (Share class - A Eur)

As at 31 May 2011



Fund manager

Simon Clements
Since 1 January 2011

Benchmark

MSCI World

NAV

11.96 EUR

AUM

102.66 m EUR

Fund base currency

EUR

Fund codes Share class A Eur

ISIN: LU0395743650
Bloomberg: AVSFGAE LX
WKN: A0RB5E
Sedol: B3F4836

Legal form

Sub fund of the Aviva Investors Luxembourg SICAV

History

- Change of Fund manager 1 January 2011
- As of 1 July 2010 the Aviva Investors SICAV has implemented Swing pricing. Refer to prospectus for full details.

Fund Objective

The aim of the Sub-Fund is to achieve capital growth by investing mainly in a portfolio of worldwide equities and equity-related securities, such as ADRs and GDRs, options on equities, equity warrants, participation certificates and profit sharing certificates of companies benefiting from long-term economic growth which does not compromise either society or the environment

Fund Strategy

Core holdings are centred on long-term thematic ideas where we can gain an information advantage through our sustainable and responsible investment (SRI) analysis.

We use a combination of SRI and quantitative financial analysis in our stock selection. Advanced analytical techniques identify companies that meet our environmental, social and governance (ESG) criteria, and which we expect to have higher-than-average potential returns. We aim to identify the impact ESG themes will have on company valuations using four key themes: Climate Change, Sustainable Consumption, Quality of Life, and Governance and Risk Management. Through this process we are able to expressly integrate ESG issues into our investment decision making process.

The investment style of the fund is biased towards growth companies. In our definition these are defined as companies that are benefiting from strong and sustainable earnings growth, where we believe this is underestimated by the market. Therefore we believe the overall portfolio will typically have higher prospective earnings growth and higher price to earnings ratios than the benchmark.

We aim to construct a reasonably concentrated portfolio of around 50-60 stocks based on high conviction investment ideas. Our investment horizon for any holding is one to three years; however we will sell a stock if the valuation becomes overstretched, if our initial investment scenario for the company is proved to be wrong or if the sustainability rating for the company falls below the prescribed level.

Fund Performance (%) Share class A Eur

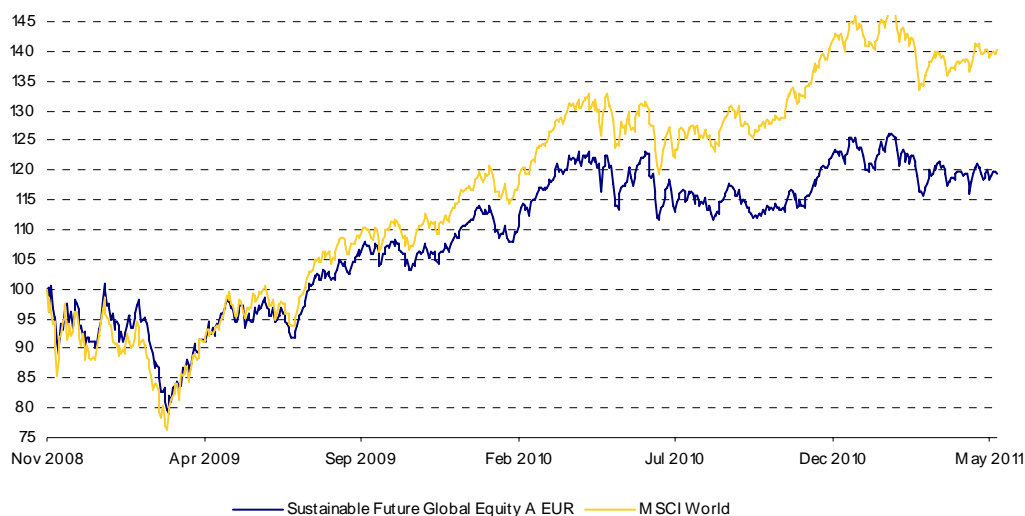
	Cumulative							Annualised			
	1 M	3 M	6 M	YTD	1 Y	3 Y	5 Y	Since launch	1 Y	3 Y	5 Y
Fund EUR	0.23	-3.22	2.87	-1.27	1.71	-	-	19.58	1.71	-	-
Benchmark EUR	1.16	-2.68	4.31	0.11	9.88	-	-	40.27	9.88	-	-

Calendar	2010	2009
Fund EUR	8.58	19.79
Benchmark EUR	20.14	26.72

Source: Aviva Investors/Lipper, as at 31 May 2011

Basis: Net of fees, Share class - A Eur, in EUR

Fund Performance vs Benchmark (%) – 10 years or since launch (unless indicated otherwise)



Source: Aviva Investors/Lipper, as at 31 May 2011

Basis: Net of fees, Share class - A Eur, in EUR

Aviva Investors Sustainable Future Global Equity Fund (Share class - A Eur)

As at 31 May 2011



Launch date

11 November 2008

Minimum investment Share class A Eur

2,000 EUR

Fees - Share class A Eur

Management fee: 1.60% p.a.

Settlement

T +3

NAV Calculation

18:00 CET

Investment advisor

Aviva Investors Global Services Ltd

Custodian

J.P. Morgan Bank Luxembourg S.A.

Auditor

Ernst & Young S.A.

Contact

info.lu@avivainvestors.com
info.uk@avivainvestors.com

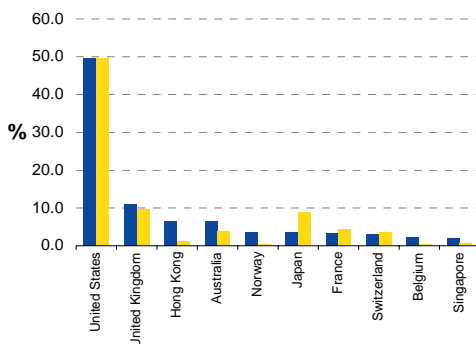
Marketing and Distribution Agent

Aviva Investors Luxembourg SA
34 avenue de la Liberté
4th floor
L-1930 Luxembourg

Publication of NAV values

www.avivainvestors.com

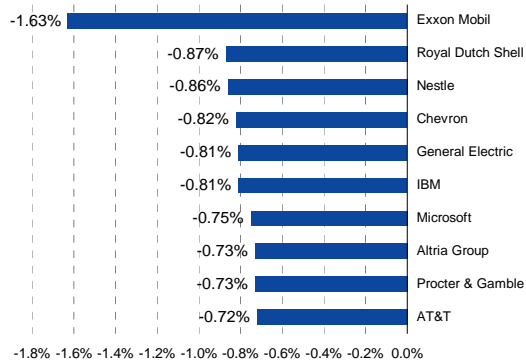
Country weighting (Fund ■ Benchmark ■)



Source: Aviva Investors/ISIS, as at 31 May 2011

Basis: Excludes cash and unassigned

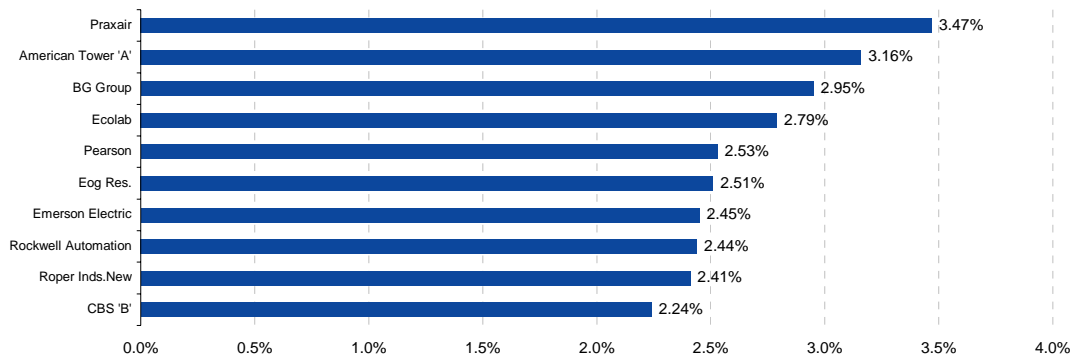
Top 10 Underweights



Source: Aviva Investors/ISIS, as at 31 May 2011

Basis: Excludes cash and unassigned

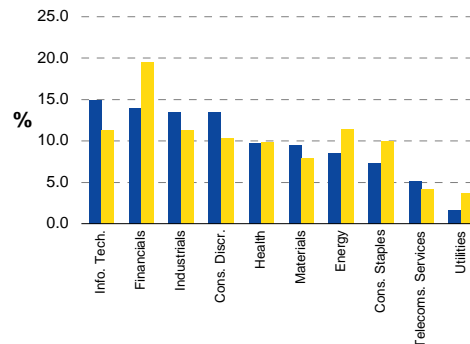
Top 10 Holdings



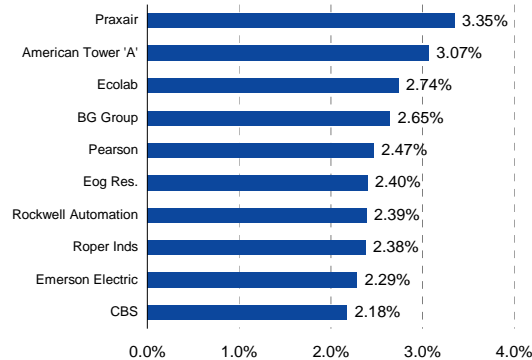
Source: Aviva Investors/ISIS, as at 31 May 2011

Basis: Excludes cash and unassigned

Sector Weighting (Fund ■ Benchmark ■)



Top 10 Overweights



Performance figures sourced from Lipper Hindsight and illustrated on a bid to bid, gross income reinvested basis in the currency shown. *A & Ax class shares became available on 20 November 2006. Therefore performance figures prior to that date are based on the previously available P1 class shares. Past performance is not a guide to the future. The value of an investment in the fund can go down as well as up and can fluctuate in response to changes in exchange rates. Please refer to the current Prospectus for full details of the current fund range before investing. Other information sourced from Aviva Investors. The opinions expressed are based on the views of Aviva Investors Global Services Limited and should not be relied upon as indicating any guarantee of return from an investment in the fund. The information contained within this document should not be viewed as a recommendation to buy or sell stocks.

The distribution and offering of shares may be restricted by law in certain jurisdictions. This document should not be taken as a recommendation or offer by anyone in any jurisdiction in which such an offer is not authorised or to any person to whom it is unlawful to make such an offer or solicitation.

Copies of the Full and Simplified Prospectus together with the Report and Accounts of the SICAV are available free of charge from the offices of Aviva Investors Global Services Limited at No.1 Poultry, London EC2R 8EJ or from Aviva Investors Luxembourg, 34 avenue de la Liberté, 4th floor, L-1930 Luxembourg. Registered in Luxembourg Nr. B25708. 11/0545/140911

THIS DATA IS FOR INVESTMENT PROFESSIONALS AND/OR QUALIFIED INVESTORS ONLY. IT IS NOT TO BE VIEWED BY OR USED WITH RETAIL INVESTORS.